



District Report Card: 2017


State: Tamil Nadu	District: The Nilgiris
Class: 5	Subject: Language
Schools: 56	Students: 790


Participation/Coverage


Students

 GENDER	Boys		Girls	
	Number	%	Number	%
	413	52.28	377	47.72

 AREA	Rural		Urban	
	Number	%	Number	%
	562	71.14	228	28.86

 CATEGORY	SC		ST		OBC		GEN	
	Number	%	Number	%	Number	%	Number	%
	262	33.16	104	13.16	338	42.78	86	10.89

 CWSN	LD	VI	HI	S&LD	ID	Oth
	1	1	0	0	1	0

 Management	Government		Government-aided	
	Number	%	Number	%
	627	79.37	163	20.63

Average Performance of Students in Language (%)

Overall	Gender		Area		Management		Social Group			
	Male	Female	Rural	Urban	Govt.	Aided	SC	ST	OBC	GEN
52.79	52.11	53.55	51.27	56.55	51.61	57.34	53.49	45.45	54.71	52.02

Performance on Learning Outcomes (LOs)

Learning Outcomes	Description	Average Performance(%)
L504	Reads and comprehends independently storybooks, news items/ headlines, advertisements etc.	51.39
L508	Reads text with comprehension, locates details and sequence of events	53.49

Range of Performance of Students who Answered Correctly							
Below 30%		30% - 50%		50% - 75%		Above 75%	
Number	%	Number	%	Number	%	Number	%
125	15.82	239	30.25	307	38.86	119	15.06

Lowest Performing Learning Outcomes (LOs)

- 1 - Reads and comprehends independently storybooks, news items/ headlines, advertisements etc. (51.39)
- 2 - Reads text with comprehension, locates details and sequence of events (53.49)